


# *Hydro-Service<sup>®</sup>*

*Superior corrosion resistance for chain*



**RENOLD**  
*Superior Chain Technology*

# Renold Hydro-Service



## Superior corrosion resistance for chain


More and more applications demand chain that can withstand corrosion brought on by wash down or high moisture levels and the reassurance that the chain itself will not contaminate its immediate surroundings.

With conventional plating processes prone to chipping, flaking or peeling, there has to be a tough, durable solution that has all the right qualities. That's where Renold Hydro-Service® comes in.

Hydro-Service® is designed to resist corrosion and has been heavily used in packaging, bottling, food processing and wash down environments. Renold Hydro-Service® is treated with a mechanical zinc plating process with additional coatings applied for extra corrosion protection. The corrosion resistance of this coating in many wet, humid, saltwater or other moisture-related applications is far superior to standard nickel or zinc plating.

Unlike some products treated in a similar way for corrosion resistance, Hydro-Service® chain is hexavalent chrome-free, ensuring that it is safe and also environmentally friendly. This coating can be applied to standard or adapted, European (BS) or ANSI chain.





Remember, Hydro-Service® corrosion protection is available on roller chain, conveyor chain or leaf chain, European (BS) or ANSI, adapted or standard chain.

All components of the Hydro-Service® chain are treated prior to assembly in order to achieve full coverage and protection to all vital surfaces, not just external surfaces, ensuring a resistance to corrosion that's 30 times more effective than standard carbon steel chain. This helps to improve chain wear life and protect against corrosion-related pin and bush failures. Unlike conventional nickel or zinc platings, the Hydro-Service® treatment will not chip or peel. This extremely durable coating will continue to provide exceptional protection where other treatments fail.

#### Product features include:

- Excellent corrosion resistance
- Hexavalent chrome-free
- More than 30x the corrosion protection of conventional surface treatments
- No hydrogen embrittlement failures
- More economical than stainless steel chain
- Same strength and working load values as standard carbon steel chain

#### Potential Applications

- Saltwater environments
- Meat and poultry processing plants
- Vegetable processing plants
- Seafood processing plants
- Beverage plants
- Washdown equipment
- Outdoor applications



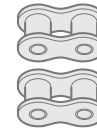
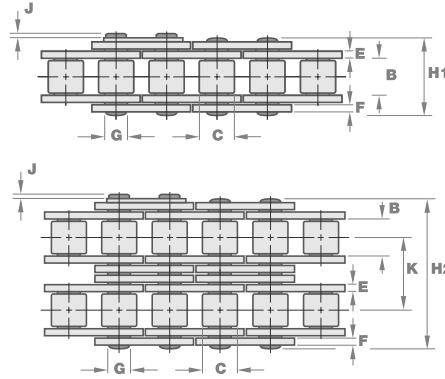
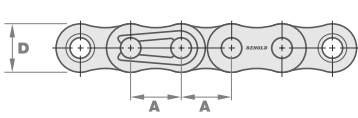
After 60 days of outdoor exposure, Hydro-Service® demonstrates the rust resistance that makes it the best choice for outdoor use.



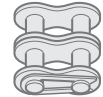
After 14 days in and out of a 5% saltwater solution (equivalent to sea water) it can be seen that the Hydro-Service® coating will extend the chain life compared to conventional nickel plating or carbon steel in more challenging applications.



# Hydro-Service Standard Chain



No. 4



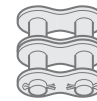
No. 26



No. 107



No. 12



No. 11



No. 30

## European (BS) standard simplex chain

Dimensions (mm)

Renold Chain No.	ISO No.	Pitch (inch)	Pitch (mm)	Inside Width Min	Roller Diam Max	Plate Height Max	Inner Plate Width Max	Outer Plate Width Max	Pin Diam Max	Pin Length Max	Con Link Extra Max	Trans Pitch Nom	ISO606 Tensile Strength Min	Weight kg/m	Connecting links					
															No. 4	No. 107	No. 11	No. 26	No. 12	No. 30
		A	A	B	C	D	E	F	G	H1	J	K	kN							
530038	06B-1	0.375	9.525	5.720	6.350	8.260	1.300	1.040	3.280	13.500	3.300	-	8900	0.390	✓	✓	-	✓	-	✓
530046	08B-1	0.500	12.700	7.750	8.510	11.810	1.550	1.550	4.450	17.000	3.900	-	17800	0.700	✓	✓	-	✓	-	✓
530056	10B-1	0.625	15.875	9.650	10.160	14.730	1.550	1.550	5.080	18.800	1.300	-	22200	0.920	✓	✓	-	✓	-	✓
530066	12B-1	0.750	19.050	11.680	12.070	16.130	1.800	1.800	5.720	21.900	1.100	-	28900	1.200	✓	✓	-	✓	-	✓
530088	16B-1	1.000	25.400	17.020	15.880	21.080	4.120	3.100	8.280	36.100	5.400	-	60000	2.800	✓	✓	-	✓	✓	-
530106	20B-1	1.250	31.750	19.560	19.050	26.420	4.620	3.610	10.190	43.200	6.100	-	95000	3.850	✓	✓	-	✓	✓	-
530127	24B-1	1.500	38.100	25.400	25.400	33.400	6.100	5.080	14.630	53.400	6.600	-	160000	7.450	✓	✓	✓	-	✓	-

## European (BS) standard duplex chain

Dimensions (mm)

		A	A	B	C	D	E	F	G	H2	J	K	kN							
534038	06B-2	0.375	9.525	5.720	6.350	8.260	1.300	1.040	3.280	23.000	1.300	10.240	16900	0.740	✓	✓	-	✓	-	✓
534046	08B-2	0.500	12.700	7.750	8.510	11.810	1.550	1.550	4.450	30.400	1.500	13.920	31100	1.380	✓	✓	-	✓	-	✓
534056	10B-2	0.625	15.875	9.650	10.160	14.730	1.550	1.550	5.080	35.400	1.300	16.590	44500	1.800	✓	✓	-	✓	-	✓
534066	12B-2	0.750	19.050	11.680	12.070	16.130	1.800	1.800	5.720	41.400	1.100	19.460	57800	2.400	✓	✓	-	✓	-	✓
534088	16B-2	1.000	25.400	17.020	15.880	21.080	4.120	3.100	8.280	68.000	5.400	31.880	106000	5.500	✓	✓	-	✓	✓	-
534106	20B-2	1.250	31.750	19.560	19.050	26.420	4.620	3.610	10.190	76.700	2.700	36.450	170000	7.800	✓	✓	-	✓	✓	-
534127	24B-2	1.500	38.100	25.400	25.400	33.400	6.100	5.080	14.630	101.300	6.800	48.360	280000	14.800	✓	✓	✓	-	✓	-

## ANSI standard simplex chain

Dimensions (mm)

Renold Chain No.	ISO No.	Pitch (inch)	Pitch (mm)	Inside Width Min	Roller Diam Max	Plate Height Max	Inner Plate Width Max	Outer Plate Width Max	Pin Diam Max	Pin Length Max	Con Link Extra Max	Trans Pitch Nom	ISO606 Tensile Strength Min	Weight kg/m	Connecting links						
															No. 4	No. 107	No. 11	No. 26	No. 58	No. 12	No. 30
		A	A	B	C	D	E	F	G	H1	J	K	kN								
539023	25-1	0.250	6.350	3.100	3.300	5.900	0.760	0.760	2.300	7.900	2.200	-	3500	0.130	✓	✓	-	✓	-	-	✓
539033	35-1	0.375	9.525	4.680	5.080	9.050	1.300	1.300	3.590	12.000	1.100	-	7900	0.330	✓	✓	-	✓	-	-	✓
539043	40-1	0.500	12.700	7.850	7.920	12.070	1.550	1.550	3.980	16.400	1.400	-	13900	0.600	✓	✓	✓	✓	-	-	✓
539053	50-1	0.625	15.875	9.400	10.160	15.090	2.030	2.030	5.090	20.400	1.100	-	21800	1.000	✓	✓	✓	✓	-	-	✓
539063	60-1	0.750	19.050	12.570	11.910	18.100	2.390	2.390	5.960	25.300	1.100	-	31300	1.470	✓	✓	✓	✓	-	-	✓
539083	80-1	1.000	25.400	15.750	15.880	24.130	3.250	3.250	7.940	32.700	3.000	-	55600	2.800	✓	✓	✓	✓	-	-	✓
539103	100-1	1.250	31.750	18.900	19.050	30.170	4.060	4.060	9.540	39.700	4.200	-	87000	4.200	✓	✓	✓	✓	-	-	✓
539123	120-1	1.500	38.100	25.230	22.230	36.200	4.800	4.800	11.110	49.300	5.300	-	125000	5.700	✓	✓	✓	✓	-	-	✓

## ANSI standard duplex chain

Dimensions (mm)

		A	A	B	C	D	E	F	G	H2	J	K	kN								
535023	25-2	0.250	6.350	3.100	3.300	6.020	0.760	0.760	2.300	15.500	2.200	6.400	7000	0.260	✓	✓	-	✓	-	-	✓
535033	35-2	0.375	9.525	4.680	5.080	9.050	1.300	1.300	3.590	22.200	1.100	10.130	15800	0.650	✓	✓	-	✓	-	-	✓
535043	40-2	0.500	12.700	7.850	7.920	12.070	1.550	1.550	3.980	30.800	1.400	14.380	27800	1.200	✓	✓	✓	✓	-	-	✓
535053	50-2	0.625	15.875	9.400	10.160	15.090	2.030	2.030	5.090	38.400	1.100	18.110	43600	2.100	✓	✓	✓	✓	-	-	✓
535063	60-2	0.750	19.050	12.570	11.910	18.100	2.390	2.390	5.960	48.100	1.100	22.780	62600	3.050	✓	✓	✓	✓	-	-	✓
535083	80-2	1.000	25.400	15.750	15.880	24.130	3.250	3.250	7.940	61.900	3.000	29.290	111200	5.500	✓	✓	✓	✓	-	-	✓
535103	100-2	1.250	31.750	18.900	19.050	30.170	4.060	4.060	9.540	75.400	4.200	35.760	174000	8.400	✓	✓	✓	✓	-	-	✓
535123	120-2	1.500	38.100	25.230	22.230	36.200	4.800	4.800	11.110	94.700	5.300	45.440	250000	11.000	✓	✓	✓	✓	-	-	✓

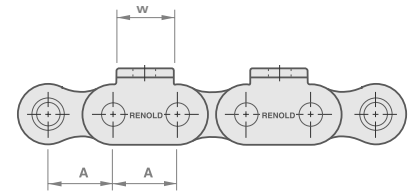
# Hydro-Service

## Standard Chain Attachments

### European (BS) K1 attachments

Dimensions (mm)

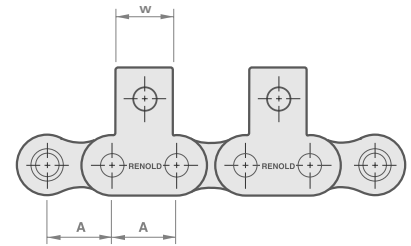
Chain No.	Pitch (inch)	Pitch (mm)									
	A	A	E	F	w	h	d	g	T	U	
06B	0.375	9.525	1.250	1.000	8.000	6.700	3.300	4.100	19.600	28.500	
08B	0.500	12.700	1.510	1.510	11.000	8.900	4.300	5.900	25.400	41.700	
10B	0.625	15.875	1.510	1.510	14.000	10.300	5.300	6.800	31.800	49.600	
12B	0.750	19.050	1.760	1.760	18.000	13.500	6.600	8.100	38.100	52.700	
16B	1.000	25.400	3.700	3.000	24.000	15.900	6.600	10.500	50.800	85.600	
20B	1.250	31.750	4.400	3.500	30.000	19.900	8.400	13.200	63.500	101.100	
24B	1.500	38.100	5.400	5.000	36.000	28.000	10.500	16.700	88.000	124.700	



### European (BS) M1 attachments

Dimensions (mm)

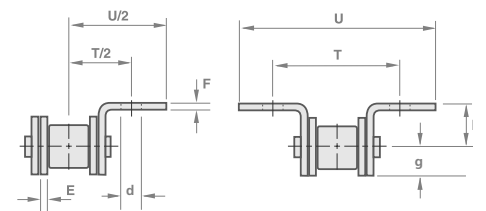
Chain No.	Pitch (inch)	Pitch (mm)									
	A	A	E	F	w	e	f	d	g		
06B	0.375	9.525	1.250	1.000	8.000	14.500	10.100	3.300	4.100		
08B	0.500	12.700	1.510	1.510	11.000	20.800	13.000	4.300	5.900		
10B	0.625	15.875	1.510	1.510	14.000	24.900	16.500	5.300	6.800		
12B	0.750	19.050	1.760	1.760	18.000	28.200	21.000	6.600	8.100		
16B	1.000	25.400	3.700	3.000	24.000	39.700	23.000	6.600	10.500		
20B	1.250	31.750	4.400	3.500	30.000	47.500	30.500	8.400	13.200		
24B	1.500	38.100	5.400	5.000	36.000	61.500	42.700	10.500	16.700		



### ANSI standard K1 attachments

Dimensions (mm)

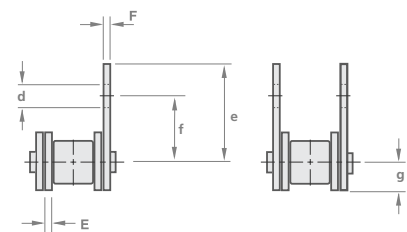
Chain No.	Pitch (inch)	Pitch (mm)									
	A	A	E	F	w	h	d	g	T	U	
35	0.375	9.525	1.270	1.270	8.001	6.350	2.794	4.318	19.050	28.194	
40	0.500	12.700	1.521	1.521	9.507	7.906	3.202	6.015	25.319	35.327	
50	0.625	15.875	2.032	2.032	12.710	10.308	5.204	7.546	31.824	46.055	
60	0.750	19.050	2.392	2.392	15.912	12.149	5.204	9.047	38.129	54.271	
80	1.000	25.400	3.152	3.152	19.064	15.887	6.735	11.439	50.839	70.133	
100	1.250	31.750	3.962	3.962	25.400	19.837	8.357	14.808	63.500	86.665	
120	1.500	38.100	4.673	4.673	28.778	23.012	10.363	17.424	76.200	111.887	
140	1.750	44.450	5.563	5.563	34.925	28.575	11.913	20.447	88.900	126.238	
160	2.000	50.800	6.350	6.350	38.100	31.750	13.894	23.368	101.600	143.662	



### ANSI standard M1 attachments

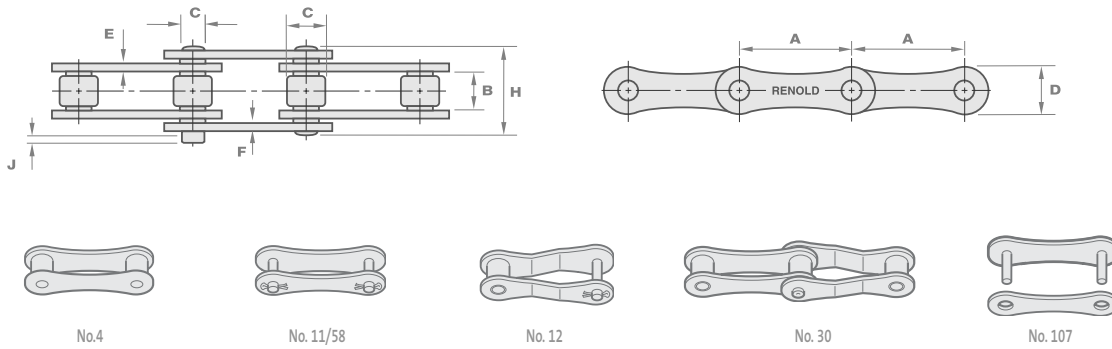
Dimensions (mm)

Chain No.	Pitch (inch)	Pitch (mm)									
	A	A	E	F	w	e	f	d	g		
35	0.375	9.525	1.270	1.270	8.001	14.503	9.525	2.819	4.318		
40	0.500	12.700	1.521	1.521	9.507	17.413	12.429	3.202	6.015		
50	0.625	15.875	2.032	2.032	12.710	22.747	15.712	5.204	7.546		
60	0.750	19.050	2.392	2.392	15.912	26.380	18.204	5.204	9.047		
80	1.000	25.400	3.152	3.152	19.064	34.316	24.609	6.735	11.439		
100	1.250	31.750	3.988	3.988	25.400	43.180	31.750	8.357	14.808		
120	1.500	38.100	4.674	4.674	28.778	53.061	36.500	10.363	17.424		
140	1.750	44.450	5.563	5.563	34.925	63.094	44.450	12.598	20.447		
160	2.000	50.800	6.350	6.350	38.100	69.444	50.800	13.893	23.368		



# Hydro-Service

## Standard Double Pitch Chain



### European (BS) standard double pitch chain - conveyor series

Dimensions (mm)

Connecting links

Renold Chain No.	ISO No.	Pitch (inch)	Pitch (mm)	Inside Width Min	Roller Diam Max	Plate Height Max	Inner Plate Width Max	Outer Plate Width Max	Pin Diam Max	Pin Length Max	Con Link Extra Max	ISO606 Tensile Strength Min	Weight kg/m	Connecting links				
														No. 4	No. 107	No. 11	No. 12	No. 30
		A	A	B	C	D	E	F	G	H	J	kN						
533083	208B	1.000	25.400	7.750	8.510	11.430	1.550	1.550	4.450	16.600	3.900	17800	0.530	✓	✓	✓	-	✓
533103	210B	1.250	31.750	9.650	10.160	13.720	1.550	1.550	5.080	19.600	4.100	22200	0.660	✓	✓	✓	-	✓
533123	212B	1.500	38.100	11.680	12.070	15.880	1.800	1.800	5.720	22.700	4.600	28900	0.900	✓	✓	✓	-	✓

### European (BS) double pitch chain - drive series

Dimensions (mm)

		A	A	B	C	D	E	F	G	H	J	kN						
533168	216B-1	2.000	50.800	17.020	15.880	20.830	4.120	3.100	8.280	36.100	5.400	60000	1.800	✓	✓	✓	-	✓
533203	220B-1	2.500	63.500	19.560	19.050	24.640	4.620	3.610	10.190	43.200	6.100	98070	2.450	✓	✓	✓	✓	-
533243	224B-1	3.000	76.200	25.400	25.400	33.530	6.100	5.080	14.630	53.400	6.600	160000	4.800	✓	✓	✓	✓	-
533323	232B-1	4.000	101.600	30.990	29.210	40.130	7.110	6.350	17.810	67.400	7.900	200000	5.950	✓	✓	✓	-	-

### ANSI standard double pitch chain - conveyor series standard roller

Dimensions (mm)

Connecting links

Renold Chain No.	ISO No.	Pitch (inch)	Pitch (mm)	Inside Width Min	Roller Diam Max	Plate Height Max	Inner Plate Width Max	Outer Plate Width Max	Pin Diam Max	Pin Length Max	Con Link Extra Max	ISO606 Tensile Strength Min	Weight kg/m	Connecting links				
														No. 4	No. 107	No. 11	No. 58	No. 12
		A	A	B	C	D	E	F	G	H	J	kN						
C2040HSC	2040	1.000	25.400	7.850	7.950	11.800	1.500	1.500	3.970	16.400	3.900	14100	0.500	✓	✓	✓	✓	✓
C2050HSC	2050	1.250	31.750	9.400	10.160	15.000	2.000	2.000	5.080	20.400	4.100	22200	0.840	✓	✓	✓	✓	✓
C2060HSC	2060	1.500	38.100	12.570	11.910	17.800	3.170	3.170	5.950	28.600	4.600	38000	1.440	✓	✓	✓	✓	✓
C2080HSC	2080	2.000	50.800	15.750	15.880	22.300	4.000	4.000	7.920	35.800	5.400	65000	2.350	✓	✓	✓	✓	✓
C2100HSC	2100	2.500	63.500	19.000	19.050	28.800	4.750	4.750	9.540	42.400	4.300	137000	3.470	✓	✓	✓	✓	✓
C2120HSC	2120	3.000	76.200	25.400	22.230	35.100	5.610	5.610	11.110	52.400	5.300	185900	4.930	✓	✓	✓	✓	✓
C2160HSC	2160	4.000	101.600	31.500	28.580	47.900	7.300	7.300	14.290	65.600	6.700	305500	8.000	✓	✓	✓	✓	✓

### ANSI standard double pitch chain - conveyor series large roller

Dimensions (mm)

		A	A	B	C	D	E	F	G	H	J	kN						
C2042HSC	2042	1.000	25.400	7.850	15.880	11.800	1.500	1.500	3.970	16.400	3.900	14100	0.820	✓	✓	✓	✓	✓
C2052HSC	2052	1.250	31.750	9.400	19.050	15.000	2.000	2.000	5.090	20.400	4.100	22200	1.260	✓	✓	✓	✓	✓
C2062HSC	2062H	1.500	38.100	12.570	22.230	17.800	3.170	3.170	5.950	28.600	4.600	38000	2.030	✓	✓	✓	✓	✓
C2082HSC	2082H	2.000	50.800	15.750	28.580	22.300	4.000	4.000	7.920	35.800	5.400	65000	3.360	✓	✓	✓	✓	✓
C2102HSC	2102	2.500	63.500	19.000	39.670	28.800	4.750	4.750	9.540	42.400	4.300	137000	5.650	✓	✓	✓	✓	✓
C2122HSC	2122H	3.000	76.200	25.400	44.450	35.100	5.610	5.610	11.110	52.400	5.300	185900	7.900	✓	✓	✓	✓	✓
C2162HSC	2162H	4.000	101.600	31.500	57.150	47.900	7.300	7.300	14.290	65.600	6.700	305500	12.800	✓	✓	✓	✓	✓

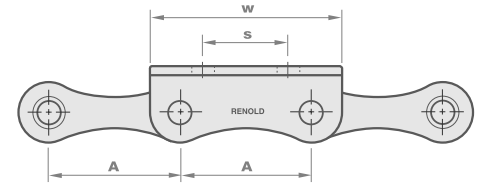
# Hydro-Service

## Standard Double Pitch Chain Attachments

### European (BS) K1 attachments

Dimensions (mm)

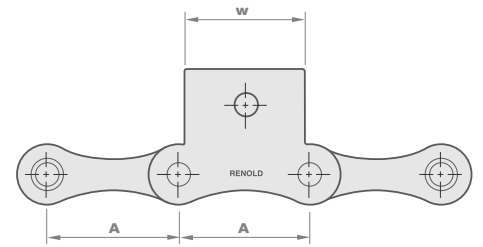
Chain No.	Pitch (inch)	Pitch (mm)	E	F	w	h	d	g	T	U
	A	A	E	F	w	h	d	g	T	U
208B	1.000	25.400	1.510	1.510	23.800	8.500	4.300	5.800	27.600	42.500
210B	1.250	31.850	1.510	1.510	25.400	10.500	5.300	7.400	31.600	48.500
212B	1.500	38.100	1.760	1.760	20.000	12.200	6.400	8.200	35.200	54.800
216B	2.000	50.800	3.700	3.000	40.000	17.000	8.400	10.300	58.000	83.800
220B	2.500	63.500	4.400	4.100	40.000	21.000	10.500	11.300	69.000	98.700
224B	3.000	76.200	5.400	5.000	70.000	28.000	10.500	16.700	88.000	124.700
24B	1.500	38.100	5.400	5.000	36.000	28.000	10.500	16.700	88.000	124.700



### European (BS) M1 attachments

Dimensions (mm)

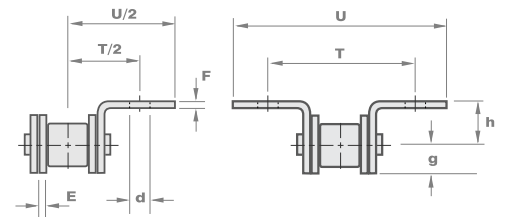
Chain No.	Pitch (inch)	Pitch (mm)	E	F	w	e	f	d	g
	A	A	E	F	w	e	f	d	g
208B	1.000	25.400	1.510	1.510	23.800	20.800	13.700	4.300	5.800
210B	1.250	31.850	1.510	1.510	25.400	24.900	16.500	5.300	7.400
212B	1.500	38.100	1.730	1.730	20.000	28.300	18.500	6.400	8.200
216B	2.000	50.800	3.700	3.000	40.000	40.000	27.400	8.400	10.300
220B	2.500	63.500	4.400	4.100	40.000	48.700	33.000	10.500	11.300
224B	3.000	76.200	5.400	5.000	70.000	61.500	42.700	10.500	16.700



### ANSI standard K1 attachments

Dimensions (mm)

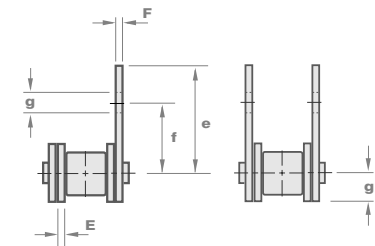
Chain No.	Pitch (inch)	Pitch (mm)	E	F	w	e	f	d	g
	A	A	E	F	w	e	f	d	g
C2040	1.000	25.400	1.524	1.524	19.050	19.888	11.100	5.309	5.740
C2050	1.250	31.750	2.007	2.007	23.800	24.613	14.300	7.112	7.391
C2060	1.500	38.100	3.175	3.175	28.600	30.201	17.501	8.407	8.788
C2080	2.000	50.800	3.988	3.988	38.100	40.488	22.200	10.389	10.287
C2100	2.500	63.500	4.750	4.750	47.625	50.394	31.750	13.894	14.300
C2120	3.000	76.200	5.563	5.563	57.150	54.762	37.313	15.875	17.475
C2160	4.000	101.600	7.137	7.137	76.200	76.200	50.800	21.031	23.825



### ANSI standard M1 attachments

Dimensions (mm)

Chain No.	Pitch (inch)	Pitch (mm)	E	F	w	e	f	d	g	s
	A	A	E	F	w	e	f	d	g	s
C2040	1.000	25.400	1.524	1.524	19.050	19.888	13.487	3.505	5.740	9.500
C2050	1.250	31.750	2.007	2.007	23.800	24.613	15.900	5.309	7.391	11.913
C2060	1.500	38.100	3.175	3.175	28.600	30.201	18.999	5.309	8.788	14.300
C2080	2.000	50.800	3.988	3.988	38.100	40.488	25.400	7.112	10.287	18.999
C2100	2.500	63.500	4.750	4.750	47.625	50.394	31.750	8.738	14.300	23.800
C2120	3.000	76.200	5.563	5.563	57.150	54.762	37.313	10.312	17.475	28.575
C2160	4.000	101.600	7.137	7.137	76.200	76.200	50.800	13.894	23.825	38.100



**Australia****Melbourne (Victoria)**

Tel: + 61 (0) 3 9262 3333  
Fax: + 61 (0) 3 9561 8561  
e-mail: melsmg@renold.com.au

*also at: Sydney, Brisbane, Adelaide, Perth,  
Newcastle, Wollongong, Townsville*

**Austria****Vienna**

Tel: + 43 (0) 1 330 3484  
Fax: + 43 (0) 1 330 3484-5  
e-mail: office@renold.at

*also at: Budapest (Hungary),  
Zlin (Czech Republic)*

**Belgium****Brussels**

Tel: + 32 (0) 2 201 1262  
Fax: + 32 (0) 2 203 2210  
e-mail: info@renold.be

**Canada****Brantford (Ontario)**

Tel: + 1 519 756 6118  
Fax: + 1 519 756 1767  
e-mail: inquiry@renoldcanada.com

*also at: Montreal*

**China****Shanghai**

Tel: + 21 5046 2696  
Fax: + 21 5046 2695  
e-mail: sales@renold.cn

**France****Seclin**

Tel: + 33 (0) 320 16 29 29  
Fax: + 33 (0) 320 16 29 00  
e-mail: contact@brampton-renold.com

**Germany****Einbeck**

Tel: + 49 (0) 5562 810  
Fax: + 49 (0) 5562 81130  
e-mail: info@renold.de

*also at: Düsseldorf*

**Malaysia****Selangor Darul Ehsan**

Tel: + 60 3-5122 7880  
Fax: + 60 3-5122 7881  
e-mail: sales@renoldmalaysia.com

*also at: Johor Bharu, Ipoh, Penang*

**Netherlands****Amsterdam**

Tel: + 31 (0)20 6146661  
Fax: + 31 (0)20 6146391  
e-mail: info@renold.nl

**New Zealand****Auckland**

Tel: + 64 9828 5018  
Fax: + 64 9828 5019  
e-mail: aksales@renold.co.nz

*also at: Christchurch*

**Philippines****Paranaque City**

Tel: + 63 2 829 6086  
Fax: + 63 2 826 5211

**Poland****c/o Einbeck (Germany)**

Tel: + 48 663 842 487

**Russia****Moscow**

Tel: + 7 495 645 2250  
Fax: + 7 495 645 2251  
e-mail: info@renold.ru

**Scandinavia****Hvidovre (Copenhagen)**

Tel: + 45 43 45 26 11  
Fax: + 45 43 45 65 92  
e-mail: infor@renold.com

**Singapore**

Tel: + 65 6760 2422  
Fax: + 65 6760 1507  
e-mail: sales@renold.sg

**South Africa****Benoni (Johannesburg)**

Tel: + 27 11 747 9500  
Fax: + 27 11 747 9505  
e-mail: sales@renold.co.za

*also at: Richards Bay,  
Port Elizabeth, Cape Town*

**Spain****Gavá (Barcelona)**

Tel: + 34 93 638 9641  
Fax: + 34 93 638 0737  
e-mail: spain@renold.com

**Switzerland****Dübendorf (Zürich)**

Tel: + 41 (0) 44 824 8484  
Fax: + 41 (0) 44 824 8411  
e-mail: duebendorf@renold.com

*also at: Crissier (Lausanne)*

**UK****Burton upon Trent**

Tel: + 44 (0) 1283 512940  
Fax: + 44 (0) 1283 512628  
e-mail: ukchain@renold.com

**USA****Morristown TN**

Tel: + 1 800 251 9012  
Fax: + 1 423 581 2399  
e-mail: sales@renoldjeffrey.com

*For other country distributors please consult  
[www.renold.com](http://www.renold.com).*

*Whilst all reasonable care is taken in compiling  
the information contained in this brochure, no  
responsibility is accepted for printing errors.*

*All information contained in this brochure is  
subject to change after the date of publication.*

© Renold Power Transmission 2008.

Ref: REN6 / ENG / 07.08

**RENOLD**  
Superior Chain Technology